

**Product list**  
**2020**

**Product list of the PCR diagnostic kits**  
**Compliance with the requirements of international standard EN ISO 13485:2016**

**Contents**

Nucleic acids extraction ..... 5

Blood-borne infections ..... 7

Human immunodeficiency virus ..... 7

Hepatitis viruses A, B, C, D, G ..... 7

Quantification of human DNA in clinical specimens..... 9

Sexually transmitted infections (STIs)..... 9

Vaginal dysbiosis ..... 10

Mycoses ..... 11

Human papillomaviruses ..... 11

Human herpes viruses and TORCH-infections ..... 12

Tick-borne infections ..... 13

Nosocomial infections..... 14

Respiratory infections ..... 14

Gastrointestinal infections..... 14

Tuberculosis ..... 15

Single nucleotide polymorphisms (SNPs) and mutations in human genes..... 15

## New kits

RealBest Sorbitus (variant 4x24)	.....	6
RealBest Sorbitus (variant 1x96)	.....	6
RealBest Bioflor	.....	11
RealBest DNA Staphylococcus aureus/mecA/lukS-PV (set 1)	.....	14
RealBest DNA Staphylococcus aureus/mecA/lukS-PV (set 2)	.....	14
RealBest RNA SARS-CoV-2	.....	14

The RealBest diagnostic kits are intended for the detection of infectious agents and determination of genetic polymorphisms by real-time PCR. In-house developed technologies turn the procedure of real-time PCR analysis from a complicated process requiring extensive specialized knowledge and practical experience into a standardized, simple, and readily reproducible procedure. AO Vector-Best offers user-friendly solutions for diagnostics such as lyophilized ready-to-use mixtures with a long shelf-life and transportation temperature of up to 25 °C.

**RealBest kits:**

- Complex approach to PCR diagnostics encompassing sample preparation, PCR and evaluation of results
- Simple nucleic acids extraction using magnetic particles
- Lyophilized Ready Master Mix for the detection of DNA/RNA in real-time
- Compatible PCR and RT-PCR protocols for the detection of a wide range of pathogens
- Noncompetitive Internal Control
- Storage of all components at the same temperature (2–8)°C for up to 12 months; no freezing required
- Transportation at the temperature up to 25 °C for no more than 10 days is acceptable

**Different formats:**

**Str-format:** Ready Master Mix is lyophilized in 0.2 ml white tubes of the 96-tube plate. The only step required for the reaction procedure is the addition of extracted DNA/RNA samples.

**Fla-format:** Master Mix for 10 reactions is lyophilized in 2.0 ml tubes. After dilution with Recovery Solution, dispense Master Mix to the optimized tubes, add the extracted DNA/RNA, and run the test.

**Uni-format:** Ready Master Mix is lyophilized in clear 0.2 ml tubes. Add the extracted DNA/RNA into the tubes and run the test. One tube – one reaction.

**Real-time PCR Systems and formats:**





**Str, Uni** and **Fla** formats can be used with: CFX96™ (Bio-Rad, USA), DT*prime* (DT-96), DT*lite* (DNA-Technology, Russia).

**Fla, Uni** can be used with: Rotor-Gene® Q (Qiagen, Germany), Rotor-Gene® 6000/3000 (Corbett Research, Australia).

Number of simultaneously detected pathogens	Detection channels
1	FAM, ROX
2	FAM, ROX, HEX (JOE)
3 and more	FAM, ROX, HEX (JOE), Cy5

*Other real-time PCR cyclers with similar technical characteristics can be used after validation.*

## Nucleic acids extraction

Cat. No.	Kit name	Number of tests	Clinical specimens	Comments
<b>Manual nucleic acids extraction</b>				
C-8891	<b>RealBest DeltaMag HBV/HCV/HIV (variant 1-8)</b>	48 (6x8)	Blood serum/plasma Sample volume – <b>1 ml</b>	Extraction of <b>HBV DNA</b> <b>HCV RNA</b> <b>HIV RNA</b>
C-8893	<b>RealBest DeltaMag HBV/HCV/HIV (variant 0.25-8)</b>	48 (6x8)	Blood serum/plasma Sample volume – <b>250 µl</b>	Extraction of <b>HBV DNA</b> <b>HCV RNA</b> <b>HIV RNA</b>
C-8895	<b>RealBest extraction 1000</b>	48 (6x8)	Blood serum/plasma Sample volume – <b>1 ml</b>	Extraction of <b>DNA</b> and <b>RNA</b>
C-8896 	<b>RealBest extraction 100</b>	48 (6x8)	Whole blood, blood serum/plasma, leukocyte blood fraction, biopsy material, cerebrospinal fluid, urine, feces, epithelial cell specimens, tick suspensions, water samples Sample volume – <b>100 µl</b>	Extraction of <b>DNA</b> and <b>RNA</b>
C-8889 	<b>RealBest DNA-extraction 3 (variant 6x16)</b>	96 (6x16)	Blood serum/plasma, urine, epithelial cell specimens Sample volume – <b>100 µl</b>	Extraction of <b>DNA</b>
C-8897 	<b>RealBest DNA-extraction 2</b>	96 (4x24)	Blood serum/plasma, biopsy material, cerebrospinal fluid, urine, epithelial cell specimens Sample volume – <b>100 µl</b>	Extraction of <b>DNA</b>
C-8899 	<b>RealBest DNA-express</b>	100	Epithelial cell specimens from the cervical canal, urethra, vagina, posterior laryngeal wall, conjunctiva; semen, saliva, urine	Extraction of <b>DNA</b> in 15 minutes. Lysis Reagent – 100 tubes, Transport solution – 100 tubes
C-8845	<b>RealBest-Genetics DNA- express</b>	50	Whole blood, buccal epithelium	Extraction of <b>DNA</b> in 20 minutes
<b>Automated nucleic acids extraction</b>				
C-8849	<b>RealBest DeltaMag HBV/HCV/HIV (variant 1-16)</b>	48 (3x16)	Blood serum/plasma Sample volume – <b>1 ml</b>	Extraction of <b>HBV DNA</b> <b>HCV RNA</b> <b>HIV RNA</b> (for robotic platforms TECAN Freedom EVO)
C-8850	<b>RealBest DeltaMag HBV/HCV/HIV (variant 0.25-16)</b>	48 (3x16)	Blood serum/plasma Sample volume – <b>250 µl</b>	Extraction of <b>HBV DNA</b> <b>HCV RNA</b> <b>HIV RNA</b> (for robotic platforms TECAN Freedom EVO)

Cat. No.	Kit name	Number of tests	Clinical specimens	Comments
C-8880	RealBest DeltaMag HBV/HCV/HIV (variant 0.25-48)	96 (2x48)	Blood serum/plasma Sample volume – <b>250 µl</b>	Extraction of <b>HBV DNA</b> <b>HCV RNA</b> <b>HIV RNA</b> (for KingFisher Flex systems)
C-8847	RealBest Sorbitus variant 4x24	96 (4x24)	Nasal, nasopharyngeal, and oropharyngeal swabs, sputum, bronchoalveolar lavage fluid Recommended for respiratory infections Sample volume – <b>100 µl</b>	Extraction of <b>DNA and RNA</b> (for any open-type automated NA extraction systems)
C-8848	variant 1x96	96 (1x96)		
C-8883 CE	RealBest UniMag	96 (4x24)	Whole blood, blood serum/plasma, leukocyte blood fraction, biopsy material, cerebrospinal fluid, urine, feces, epithelial cell specimens, tick suspensions, water samples Sample volume – <b>100 µl</b>	Extraction of <b>DNA and RNA</b> (for KingFisher Flex systems)
C-8878	RealBest DNA-extraction 3 (variant 2x48)	96 (2x48)	Blood serum/plasma, urine, epithelial cell specimens Sample volume – <b>100 µl</b>	Extraction of <b>DNA</b> (for KingFisher Flex systems and robotic platforms TECAN Freedom EVO)
<b>Solutions and components</b>				
C-8814	RealBest Hemolytic	50	Whole blood	Solution for Hemolysis 2 vials, 14 ml each
C-8879	Lysis Reagent (A)	192	Epithelial cell specimens from the cervical canal, urethra, vagina, posterior laryngeal wall, conjunctiva; semen, saliva, urine	Extraction of DNA 1 vial, 140 ml
C-8887	Lysis Reagent (M)	200	Epithelial cell specimens from the cervical canal, urethra, vagina, posterior laryngeal wall, conjunctiva; semen, saliva, urine	Extraction of DNA 200 tubes, 500 µl each
C-8894 CE	Transport solution (1)	100	Biopsy material, epithelial cell specimens from the cervical canal, urethra, vagina, posterior laryngeal wall, conjunctiva	100 tubes, 300 µl each
C-8885 CE	Transport solution (2)	200	Biopsy material, epithelial cell specimens from the cervical canal, urethra, vagina, posterior laryngeal wall, conjunctiva	200 tubes, 1000 µl each
C-8881 CE	Internal Control sample	192	Control of the efficiency of nucleic acids extraction and the absence of PCR inhibitors in specimens	Kit contents: – Internal Control sample, lyophilized – 6 vials; – Recovery Solution for Control samples – 2 vials, 4 ml each; – Specimen Diluent - 4 vials, 15 ml each

## Blood-borne infections

<i>Cat. No.</i>	<i>Kit name</i>	<i>Format</i>	<i>Number of tests</i>	<i>Sensitivity</i>	<i>Comments</i>
<b>Differential detection of human immunodeficiency virus types 1 and 2 RNA, hepatitis B virus DNA, hepatitis C virus RNA</b>					
<b>D-0592</b>	<b>RealBest HBV/HCV/HIV PCR</b>	Str	48	HBV - 10 IU/ml HCV - 15 IU/ml HIV-1 - 30 IU/ml HIV-2 - 50 IU/ml	Qualitative detection


## Human immunodeficiency virus

<i>Cat. No.</i>	<i>Kit name</i>	<i>Format</i>	<i>Number of tests</i>	<i>Sensitivity</i>	<i>Comments</i>
<b>Proviral DNA of human immunodeficiency virus (HIV-1)</b>					
<b>D-0186</b>	<b>RealBest DNA HIV (WB)</b>	Uni*	48	25 copies in the sample volume	Qualitative detection Clinical specimen: <b>whole blood</b>
<b>D-0187</b>	<b>RealBest DNA HIV (DS)</b>	Uni*	48	50 copies in the sample volume	Qualitative detection Clinical specimen: <b>dry blood stains</b>

## Human immunodeficiency virus RNA


<b>D-0198</b>	<b>RealBest RNA HIV</b> Form 1	Uni*	48	20 IU/ml	Qualitative detection
<b>D-0197</b>	Form 2	Uni	48		
<b>D-0199</b>	<b>RealBest RNA HIV quantitative</b>	Uni*	48	20 IU/ml	Quantification
<b>D-0195</b>	<b>RealBest RNA HIV</b> Set 1	Str	96	20 IU/ml	Quantification
<b>D-0196</b>	Set 2	Str	96		Qualitative detection

## Hepatitis viruses A, B, C, D, G

<i>Cat. No.</i>	<i>Kit name</i>	<i>Format</i>	<i>Number of tests</i>	<i>Sensitivity</i>	<i>Comments</i>
<b>Hepatitis A virus RNA</b>					
 <b>D-0398</b>	<b>RealBest RNA HAV</b> Set 1	Str	48	50 copies in the sample	Qualitative detection
<b>D-0397</b>	Set 2	Fla	50		

## Hepatitis B virus DNA

<b>D-0598</b>	<b>RealBest DNA HBV</b> Form 1	Uni*	48	5 IU/ml	Qualitative detection
<b>D-0597</b>	Form 2	Uni	48		
<b>D-0599</b>	<b>RealBest DNA HBV quantitative</b>	Uni*	48	5 IU/ml	Quantification

<i>Cat. No.</i>	<i>Kit name</i>	<i>Format</i>	<i>Number of tests</i>	<i>Sensitivity</i>	<i>Comments</i>
	<b>RealBest HBV PCR</b>				
<b>D-0595</b>	Variant 1/quantitative	Str	96	5 IU/ml	Quantification
<b>D-0596</b>	Variant 2	Str	96		Qualitative detection
<b>Hepatitis C virus RNA</b>					
	<b>RealBest RNA HCV</b>				
<b>D-0798</b>	Form 1	Uni*	48	15 IU/ml	Qualitative detection
<b>D-0790</b>	Form 2	Uni	48		
<b>D-0799</b>	<b>RealBest RNA HCV quantitative</b>	Uni*	48	15 IU/ml	Quantification
	<b>RealBest RNA HCV</b>				
<b>D-0794</b>	Set 1	Str	96	15 IU/ml	Quantification
<b>D-0795</b>	Set 2	Str	96		Qualitative detection
<b>Genotyping of hepatitis C virus</b>					
<b>D-0797</b>	<b>RealBest RNA HCV-genotype</b>	Str	48	15 IU/ml	Quantification and genotyping
				400 IU/ml	
<b>D-0793</b>	<b>RealBest RNA HCV-1/2/3</b>	Uni	48	400 IU/ml	Genotyping
<b>Hepatitis D virus RNA</b>					
	<b>RealBest RNA HDV</b>				
<b>D-0998</b>	Set 1	Str	48	10 copies/ml	Qualitative detection
<b>D-0997</b>	Set 2	Fla	50		
<b>Hepatitis G virus RNA</b>					
	<b>RealBest RNA HGV</b>				
<b>D-1298</b>	Set 1	Str	48	50 copies/ml	Qualitative detection
<b>D-1299</b>	Set 2	Fla	50		

Kits **Uni\*** contain reagents for nucleic acids extraction



## Quantification of human DNA in clinical specimens

<i>Cat. No.</i>	<i>Kit name</i>	<i>Format</i>	<i>Number of tests</i>
<b>CE</b>	<b>RealBest Sample Validation</b>		
<b>D-8888</b>	Set 1	Str	96
<b>D-8884</b>	Set 2	Fla	100
<b>Sexually transmitted infections (STIs)</b>			
<i>Cat. No.</i>	<i>Kit name</i>	<i>Format</i>	<i>Number of tests</i>
<b>CE0123</b>	<b>RealBest DNA Chlamydia trachomatis</b>		
<b>D-1998</b>	Set 1	Str	96
<b>D-1996</b>	Set 2	Fla	100
<b>CE</b>	<b>RealBest DNA Trichomonas vaginalis</b>		
<b>D-2098</b>	Set 1	Str	96
<b>D-2096</b>	Set 2	Fla	100
<b>CE</b>	<b>RealBest DNA Mycoplasma genitalium</b>		
<b>D-4396</b>	Set 1	Str	96
<b>D-4394</b>	Set 2	Fla	100
<b>CE</b>	<b>RealBest DNA Neisseria gonorrhoeae</b>		
<b>D-4498</b>	Set 1	Str	96
<b>D-4496</b>	Set 2	Fla	100
<b>CE</b>	<b>RealBest DNA Neisseria gonorrhoeae test 2</b>		
<b>D-4494</b>	Set 1	Str	96
<b>D-4495</b>	Set 2	Fla	100
<b>CE</b>	<b>RealBest DNA Treponema pallidum</b>		
<b>D-1898</b>	Set 1	Str	96
<b>D-1896</b>	Set 2	Fla	100
<b>Multiplex kits for STIs detection</b>			
	<b>RealBest DNA Chlamydia trachomatis/Ureaplasma species</b>		
<b>D-0455</b>	Set 1	Str	96
<b>D-0456</b>	Set 2	Fla	100
<b>CE0123</b>	<b>RealBest DNA Chlamydia trachomatis/Ureaplasma urealyticum</b>		
<b>D-0492</b>	Set 1	Str	96
<b>D-0491</b>	Set 2	Fla	100
<b>CE0123</b>	<b>RealBest DNA Chlamydia trachomatis/Mycoplasma genitalium</b>		
<b>D-0490</b>	Set 1	Str	96
<b>D-0487</b>	Set 2	Fla	100
<b>CE0123</b>	<b>RealBest DNA Chlamydia trachomatis/Trichomonas vaginalis</b>		
<b>D-0498</b>	Set 1	Str	96
<b>D-0497</b>	Set 2	Fla	100
<b>CE0123</b>	<b>RealBest DNA Chlamydia trachomatis/Neisseria gonorrhoeae</b>		
<b>D-0457</b>	Set 1	Str	96
<b>D-0458</b>	Set 2	Fla	100
<b>CE</b>	<b>RealBest DNA Mycoplasma hominis/Mycoplasma genitalium</b>		
<b>D-0494</b>	Set 1	Str	96
<b>D-0493</b>	Set 2	Fla	100

Cat. No.	Kit name	Format	Number of tests
<b>CE</b> D-0496	<b>RealBest DNA Trichomonas vaginalis/Neisseria gonorrhoeae</b> Set 1	Str	96
D-0495	Set 2	Fla	100
<b>CE</b> D-0477	<b>RealBest DNA Trichomonas vaginalis/Gardnerella vaginalis</b> Set 1	Str	96
D-0478	Set 2	Fla	100
<b>CE</b> D-0444	<b>RealBest DNA Candida albicans/Gardnerella vaginalis</b> Set 1	Str	96
D-0445	Set 2	Fla	100
D-0488	<b>RealBest PCR-12 STD*</b>	Str	96

### Vaginal dysbiosis

Cat. No.	Kit name	Format	Number of tests
<b>CE</b> D-2292	<b>RealBest DNA Ureaplasma species</b> Set 1	Str	96
D-2293	Set 2	Fla	100
<b>CE</b> D-2298	<b>RealBest DNA Ureaplasma urealyticum</b> Set 1	Str	96
D-2296	Set 2	Fla	100
<b>CE</b> D-4398	<b>RealBest DNA Mycoplasma hominis</b> Set 1	Str	96
D-4393	Set 2	Fla	100
<b>CE</b> D-4598	<b>RealBest DNA Gardnerella vaginalis</b> Set 1	Str	96
D-4596	Set 2	Fla	100
D-4205	<b>RealBest Lactonorm**</b> Set 1	Str	96
D-4206	Set 2	Fla	100
D-4228	<b>RealBest DNA Streptococcus agalactiae</b> Set 1	Str	96
D-4229	Set 2	Fla	100

### Multiplex kits for dysbiosis detection

<b>CE</b> D-2294	<b>RealBest DNA Ureaplasma urealyticum/Ureaplasma parvum</b> Set 1	Str	96
D-2295	Set 2	Fla	100
D-4207	<b>RealBest DNA Gardnerella vaginalis/Atopobium vaginae</b> Set 1	Str	96
D-4208	Set 2	Fla	100
D-4212	<b>RealBest DNA Prevotella species/Leptotrichia amnionii group</b> Set 1	Str	96
D-4213	Set 2	Fla	100

\* *Chlamydia trachomatis*, *Ureaplasma species*, *Mycoplasma hominis*, *Mycoplasma genitalium*, *Trichomonas vaginalis*, *Neisseria gonorrhoeae*, *Candida albicans*, *Gardnerella vaginalis*, cytomegalovirus, herpes simplex virus types 1 and 2, human papillomavirus types 16 and 18 (differential detection)

\*\* Determination of the percentage of *Lactobacillus* sp. in the total number of bacteria

Cat. No.	Kit name	Format	Number of tests
<b>CE</b>	<b>RealBest DNA Mobiluncus mulieris/Mobiluncus curtisii</b>		
<b>D-4201</b>	Set 1	Str	96
<b>D-4202</b>	Set 2	Fla	100
<b>CE</b>	<b>RealBest DNA Saccharimonas aalborgensis (TM7)/BVAB2</b>		
<b>D-4214</b>	Set 1	Str	96
<b>D-4215</b>	Set 2	Fla	100
<b>D-4225</b>	<b>RealBest Bioflor*</b>	Str	96

## Mycoses

Cat. No.	Kit name	Format	Number of tests
<b>CE</b>	<b>RealBest DNA Candida albicans</b>		
<b>D-4698</b>	Set 1	Str	96
<b>D-4696</b>	Set 2	Fla	100

### Multiplex kits for mycoses detection

<b>CE</b>	<b>RealBest DNA Candida albicans/Fungi</b>		
<b>D-0448</b>	Set 1	Str	96
<b>D-0449</b>	Set 2	Fla	100
<b>CE</b>	<b>RealBest DNA Candida parapsilosis/Candida tropicalis</b>		
<b>D-0440</b>	Set 1	Str	96
<b>D-0441</b>	Set 2	Fla	100
<b>CE</b>	<b>RealBest DNA Candida famata/Candida guilliermondii</b>		
<b>D-0442</b>	Set 1	Str	96
<b>D-0443</b>	Set 2	Fla	100
<b>CE</b>	<b>RealBest DNA Candida krusei/Candida glabrata</b>		
<b>D-0446</b>	Set 1	Str	96
<b>D-0447</b>	Set 2	Fla	100

## Human papillomaviruses

Cat. No.	Kit name	Format	Number of tests
	<b>RealBest DNA HPV 44</b>		
<b>D-8447</b>	Set 1	Str	96
<b>D-8443</b>	Set 2	Fla	100
<b>CE</b>	<b>RealBest DNA HPV 66</b>		
<b>D-8448</b>	Set 1	Str	96
<b>D-8440</b>	Set 2	Fla	100
<b>CE</b>	<b>RealBest DNA HPV 68</b>		
<b>D-8488</b>	Set 1	Str	96
<b>D-8489</b>	Set 2	Fla	100

\* Determination of the percentage of *Lactobacillus sp.* and bacteria causing vaginosis and vaginitis (*Gardnerella vaginalis*, *Atopobium vaginae*, *Prevotella species*, *Leptotrichia amnionii* group, *Streptococcus species*, *Enterococcus species*, and *Staphylococcus species*) in the total number of bacteria

<i>Cat. No.</i>	<i>Kit name</i>	<i>Format</i>	<i>Number of tests</i>
<b>Multiplex kits for HPV detection</b>			
<b>CE</b> D-8475	<b>RealBest DNA HPV 6/11</b> Set 1	Str	96
D-8481	Set 2	Fla	100
<b>CE</b> D-8473	<b>RealBest DNA HPV 16/18</b> Set 1	Str	96
D-8474	Set 2	Fla	100
D-8459	<b>RealBest DNA HPV 26/51</b> Set 1	Str	96
D-8457	Set 2	Fla	100
<b>CE</b> D-8471	<b>RealBest DNA HPV 31/33</b> Set 1	Str	96
D-8480	Set 2	Fla	100
<b>CE</b> D-8469	<b>RealBest DNA HPV 35/45</b> Set 1	Str	96
D-8477	Set 2	Fla	100
<b>CE</b> D-8446	<b>RealBest DNA HPV 6/11/44</b> Set 1	Str	96
<b>CE</b> D-8449	<b>RealBest DNA HPV 26/53/66</b> Set 1	Str	96
<b>CE</b> D-8451	<b>RealBest DNA HPV 68/73/82</b> Set 1	Str	96
<b>CE</b> D-8444	<b>RealBest DNA HPV HR screen</b> (detection of human papillomavirus types 16, 18, 31, 33, 35, 39, 45, 51, 52, 56, 58, 59, 66, 68 DNA) Set 1	Str	96
D-8445	Set 2	Fla	100
<b>CE</b> D-8479	<b>RealBest DNA HPV HR genotype</b> (differential detection of human papillomavirus types 16, 18, 31, 33, 35, 39, 45, 51, 52, 56, 58, 59 DNA) Set 1	Str	96
D-8482	Set 2	Fla	99
<b>CE</b> D-8478	<b>RealBest DNA HPV HR genotype quantitative</b> (differential detection and quantification of human papillomavirus types 16, 18, 31, 33, 35, 39, 45, 51, 52, 56, 58, 59 DNA) Set 1	Str	96
D-8487	Set 2	Fla	99

### Human herpes viruses and TORCH-infections

<i>Cat. No.</i>	<i>Kit name</i>	<i>Format</i>	<i>Number of tests</i>
D-1798	<b>RealBest DNA Toxoplasma gondii</b> Set 1	Str	48
D-1796	Set 2	Fla	50
<b>CE<sub>0123</sub></b> D-2598	<b>RealBest RNA Rubella</b> Set 1	Str	48
D-2596	Set 2	Fla	50
<b>CE</b> D-2801	<b>RealBest DNA Parvovirus B19</b> Set 1	Str	96
<b>CE</b> D-2193	<b>RealBest DNA HSV-1,2</b> Set 1	Str	96
D-2194	Set 2	Fla	100

<i>Cat. No.</i>	<i>Kit name</i>	<i>Format</i>	<i>Number of tests</i>
<b>CE</b>	<b>RealBest DNA VZV</b>		
D-2185	Set 1	Str	48
D-2187	Set 2	Fla	50
<b>CE</b>	<b>RealBest DNA EBV (quantification is possible)</b>		
D-2198	Set 1	Str	96
D-2196	Set 2	Fla	100
<b>CE0123</b>	<b>RealBest DNA CMV (quantification is possible)</b>		
D-1598	Set 1	Str	96
D-1596	Set 2	Fla	100
<b>CE</b>	<b>RealBest DNA HHV-6</b>		
D-2150	Set 1	Str	48
D-2151	Set 2	Fla	50
	<b>RealBest DNA HHV-8</b>		
D-2148	Set 1	Str	48
D-2149	Set 2	Fla	50
<b>Multiplex kits for human herpes viruses detection</b>			
<b>CE</b>	<b>RealBest DNA HSV-1/HSV-2</b>		
D-2195	Set 1	Str	96
D-2197	Set 2	Fla	100
	<b>RealBest DNA CMV/HSV-1,2</b>		
D-0489	Set 1	Str	96
D-0486	Set 2	Fla	100
<b>Tick-borne infections</b>			
<i>Cat. No.</i>	<i>Kit name</i>	<i>Format</i>	<i>Number of tests</i>
<b>CE</b>	<b>RealBest RNA TBEV</b>		
D-1198	Set 1	Str	48
D-1199	Set 2	Fla	50
<b>CE</b>	<b>RealBest DNA Borrelia burgdorferi s.l.</b>		
D-1498	Set 1	Str	48
D-1499	Set 2	Fla	50
<b>CE</b>	<b>RealBest DNA Borrelia miyamotoi</b>		
D-1495	Set 1	Str	48
D-1496	Set 2	Fla	50
	<b>RealBest DNA Babesia species</b>		
D-5389	Set 1	Str	48
D-5390	Set 2	Fla	50
	<b>RealBest DNA Rickettsia species</b>		
D-5391	Set 1	Str	48
D-5392	Set 2	Fla	50
<b>Multiplex tick-borne infections detection</b>			
<b>CE</b>	<b>RealBest DNA Borrelia burgdorferi s.l./RNA TBEV</b>		
D-5396	Set 1	Str	48
	<b>RealBest DNA Rickettsia sibirica/Rickettsia heilongjiangensis</b>		
D-5393	Set 1	Str	48
D-5394	Set 2	Fla	50
<b>CE</b>	<b>RealBest DNA Anaplasma phagocytophilum/Ehrlichia muris, Ehrlichia chaffeensis</b>		
D-5398	Set 1	Str	48
D-5399	Set 2	Fla	50

## Nosocomial infections

<i>Cat. No.</i>	<i>Kit name</i>	<i>Format</i>	<i>Number of tests</i>
	<b>RealBest DNA Enterococcus faecalis/Enterococcus faecium</b>		
D-4222	Set 1	Str	96
D-4226	Set 2	Fla	100
	<b>RealBest DNA Acinetobacter baumannii/Stenotrophomonas maltophilia</b>		
D-5601	Set 1	Str	96
D-5602	Set 2	Fla	100
	<b>RealBest DNA Staphylococcus aureus/mecA/lukS-PV</b>		
D-5603	Set 1	Str	96
D-5604	Set 2	Fla	100
	<b>RealBest DNA Klebsiella pneumoniae/Pseudomonas aeruginosa</b>		
D-5605	Set 1	Str	96
D-5606	Set 2	Fla	100

## Respiratory infections

<i>Cat. No.</i>	<i>Kit name</i>	<i>Format</i>	<i>Number of tests</i>
D-5580 CE	<b>RealBest RNA SARS-CoV-2</b>	Str	96
	<b>RealBest DNA Bordetella species/Bordetella pertussis/Bordetella bronchiseptica</b>		
D-5586	Set 1	Str	48
D-5587 CE	Set 2	Fla	50
	<b>RealBest DNA Streptococcus pneumoniae</b>		
D-5590	Set 1	Str	48
D-5591 CE	Set 2	Fla	50
	<b>RealBest DNA Haemophilus influenzae</b>		
D-5592	Set 1	Str	48
D-5593 CE	Set 2	Fla	50
	<b>RealBest DNA Chlamydophila pneumoniae</b>		
D-5594 CE <sub>0123</sub>	Set 1	Str	48
D-5595	Set 2	Fla	50
	<b>RealBest DNA Mycoplasma pneumoniae</b>		
D-5596 CE	Set 1	Str	48
D-5597	Set 2	Fla	50
	<b>RealBest DNA Legionella pneumophila</b>		
D-5598	Set 1	Str	48
D-5599	Set 2	Fla	50

## Gastrointestinal infections

<i>Cat. No.</i>	<i>Kit name</i>	<i>Format</i>	<i>Number of tests</i>
	<b>RealBest DNA Helicobacter pylori</b>		
D-3798 CE	Set 1	Str	48
D-3796	Set 2	Fla	50

## Tuberculosis

Cat. No.	Kit name	Format	Number of tests
<b>CE</b> D-2398	RealBest DNA MBTC Form 1	Uni*	48
D-2399	Form 2	Str	96

## Single nucleotide polymorphisms (SNPs) and mutations in human genes

Cat. No.	Kit name	Format	Number of tests	Gene: polymorphism
<b>Thrombophilia and hyperhomocysteinemia</b>				
D-3801	RealBest-Genetics Hemostasis (12)	Str	48	F2:20210G/A; F5:1691G/A; F7:10976G/A; F13A1: c.103G/T; FGB:-455G/A; ITGA2:807C/T; ITGB3:1565T/C; PAI-1:- 6755G/4G; MTR:2756 A/G; MTRR:66 A/G; MTHFR:677C/T; MTHFR:1298A/C
D-3802 <b>CE</b>	RealBest-Genetics Hemostasis (F2/F5)	Str	48	F2:20210G/A; F5:1691G/A
D-3803 <b>CE</b>	RealBest-Genetics Hemostasis (MTR/MTRR/MTHFR)	Str	48	MTR:2756A/G; MTRR:66A/G; MTHFR:677C/T; MTHFR:1298A/C
D-3831 <b>CE</b>	RealBest-Genetics Hemostasis FGB/F13A1	Str	48	FGB: -455G/A; F13A1: c.103G/T
D-3832 <b>CE</b>	RealBest-Genetics Hemostasis ITGA2/F7	Str	48	ITGA2:807C/T; F7:10976G/A
D-3833 <b>CE</b>	RealBest-Genetics Hemostasis PAI-1/ITGB3	Str	48	PAI-1:-6755G/4G; ITGB3:1565T/C
<b>Metabolic disorder</b>				
D-3804 <b>CE</b>	RealBest-Genetics MCM6	Str	48	MCM6: -13910C/T
<b>Cardiovascular diseases</b>				
D-3805	RealBest-Genetics NOS3 T(-786)C/G894T	Str	48	NOS3: T(-786)C; G894T
D-3806	RealBest-Genetics ACE Del287/AGT T704C	Str	48	ACE: Del287; AGT: T704C
D-3817	RealBest-Genetics CYP11B2 C(-344)T/ADD1 G1378T	Str	48	CYP11B2: C(-344)T; ADD1: G1378T
D-3818	RealBest-Genetics AGT C521T/AGTR1 A1166C	Str	48	AGT: C521T; AGTR1: A1166C
D-3819	RealBest-Genetics GNB3 C825T/AGTR2 G1675A	Str	48	GNB3: C825T; AGTR2: G1675A
<b>Predicting the success of HCV therapy</b>				
D-3811 <b>CE</b>	RealBest-Genetics Interleukin 28B	Str	48	IL28B: rs12979860 C/T; rs8099917 T/G

Kit **Uni\*** contains reagents for nucleic acids extraction

Cat. No.	Kit name	Format	Number of tests	Gene: polymorphism
<b>Reproductive function</b>				
D-3814 CE	RealBest-Genetics AZF microdeletions	Str	48	AZFa locus: sY-84, sY-86 AZFb locus: sY-127, sY-134 AZFc locus: sY-254, sY-255
<b>Hereditary breast and ovarian cancer</b>				
D-3807	RealBest-Genetics BRCA1 185delAG/3875del4	Str	48	BRCA1: 185delAG; 3875del4
D-3808	RealBest-Genetics BRCA1 3819del5/T300G	Str	48	BRCA1: 3819del5; T300G
D-3809	RealBest-Genetics BRCA1 2080delA (insA)/BRCA2 6174delT	Str	48	BRCA1: 2080delA (insA); BRCA2: 6174delT
D-3812	RealBest-Genetics BRCA1 4153delA/5382insC	Str	48	BRCA1: 4153delA; 5382insC
<b>Hereditary HFE-associated hemochromatosis (hemochromatosis type I)</b>				
D-3822 CE	RealBest-Genetics Hemochromatosis (HFE 187 C/G)	Str	48	HFE: 187 C/G (His63Asp)
D-3823 CE	RealBest-Genetics Hemochromatosis (HFE 193 A/T)	Str	48	HFE: 193 A/T (Ser65Cys)
D-3824 CE	RealBest-Genetics Hemochromatosis (HFE 845 G/A)	Str	48	HFE: 845 G/A (Cys282Tyr)
<b>Autoimmune disease</b>				
D-3836	RealBest-Genetics HLA-B*27	Str	48	HLA-B*27
<b>Pharmacogenetics of warfarin</b>				
D-3827 CE	RealBest-Genetics Warfarin (CYP2C9*2/CYP2C9*3)	Str	48	CYP2C9: 430 C/T; 1075 A/C
D-3828 CE	RealBest-Genetics Warfarin (VKORC1/CYP4F2*3)	Str	48	VKORC1: 1173 C/T; CYP4F2: 1297 C/T
D-3829 CE	RealBest-Genetics Warfarin (GGCX)	Str	48	GGCX: rs11676382 C/G
D-3830 CE	RealBest-Genetics Warfarin (CYP2C9*5/CYP2C9*6)	Str	48	CYP2C9: 1080 C/G; 818 delA